

TETHYS

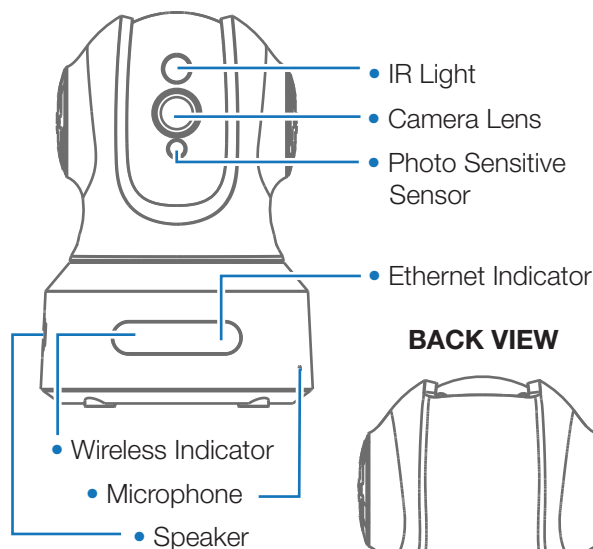


SMART CAM

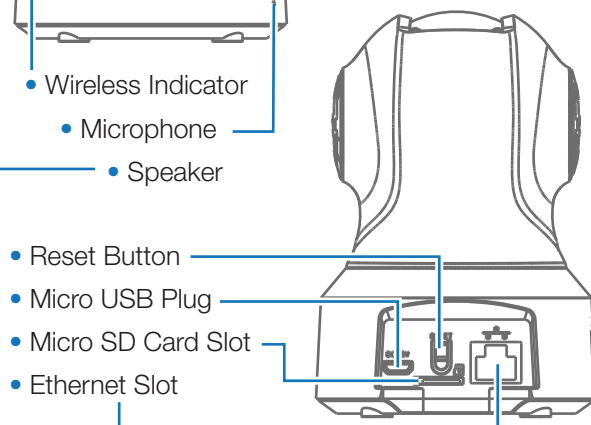
The Smart Choice For Your Family

USER MANUAL

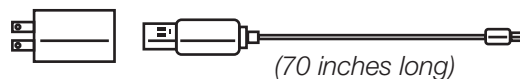
FRONT VIEW



BACK VIEW




- Charger
- USB-A to Micro USB Cable



PREPARATION

PREPARING YOUR SMARTPHONE

1. Connect smartphone to 2.4GHz Wi-Fi. (Will NOT work on 5G).



2. Raise volume on smartphone.

3. Download & Install the MIPC app.



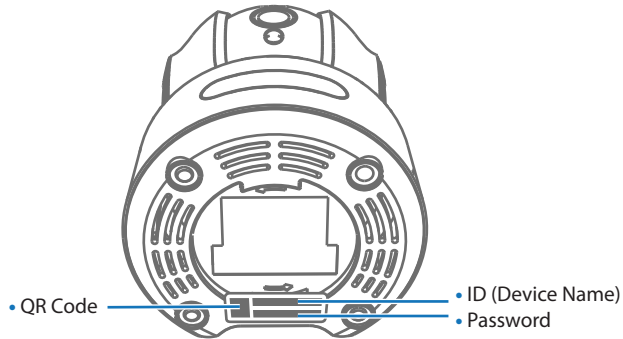
MIPC

Get the MIPC app through App Store (iOS) or Google Play Store (Android). Scan MIPC app QR Code (not necessary). Go to Page 1 for the QR Code.



4. Register an account.




ADDING THE CAMERA

1. Choose PTZ Camera.
2. Scan QR Code underneath Smart Cam.



3. Tap "Add" to continue.
(DO NOT change or delete the device name/password.)

 Device Name 

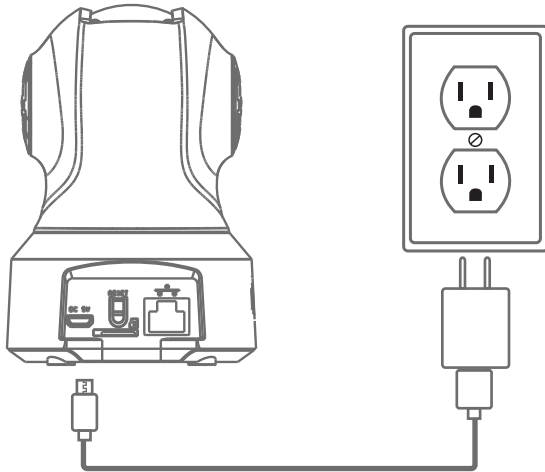
 Password  

Add

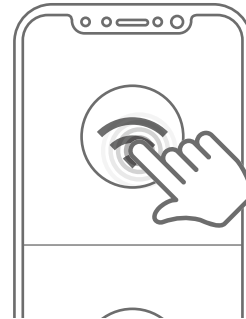
NOTE: 2 Connection Methods include:
Wi-Fi & Ethernet Connection.

METHOD 1: WI-FI CONNECTION

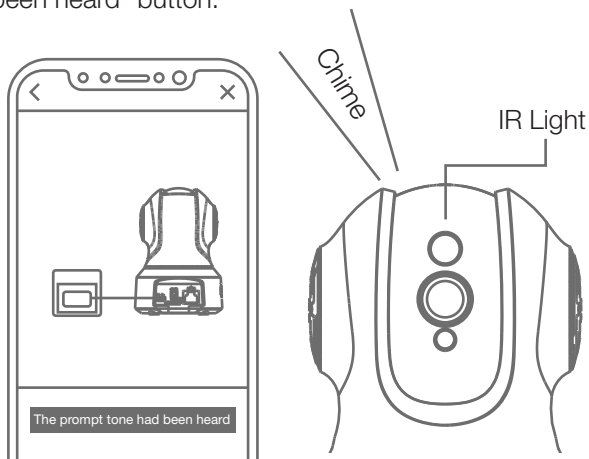
1. Plug in Micro USB Cable into an outlet.



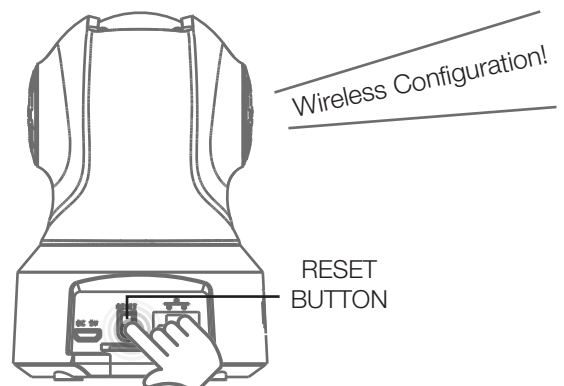
2. Tap Wi-Fi icon button.



3. After 45 seconds, there will be a chime and the IR Light will turn OFF. Tap "The prompt tone had been heard" button.



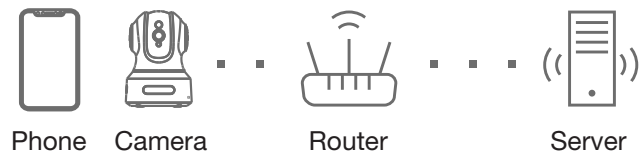
4. Press RESET button for 1-2 seconds. A voice prompt will be heard.



5. Choose your Wi-Fi connection and enter your password.

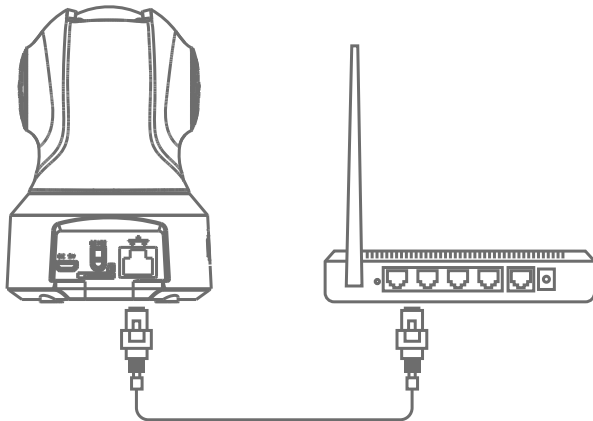


NOTE: Place smartphone and camera as close to the router as possible. The encoded sound will be audible through your smartphone speaker during connection process.

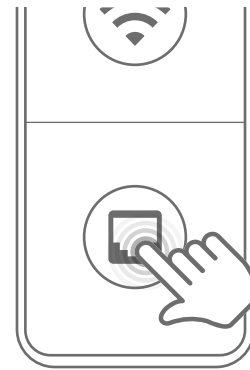


METHOD 2: ETHERNET CONNECTION

1. Plug in Ethernet Cable.



2. Tap Ethernet Connection icon button. Wait until camera is connected. Change password and set Wi-Fi (Optional).



FAQ

Q. Does the Tethys Camera support HTTP/RTSP video feed?

A. For our TETHYS Wireless Security Camera, we **do not** support the ability for users to access the video feed via HTTP or RTSP. There are a couple of reasons for this. For starters, using an HTTP or RTSP is a very high security risk. If someone hacks into your RTSP address, all of your personal recorded camera videos will be exposed and could be stolen or shared to hackers. Also, to get the video feed via RTSP, you have to set up your camera and your device in the same local area network. The TETHYS Wireless Security Camera is designed for live monitoring via Internet connection in real-time.

Q. How do I clean my camera lens?

A. Use a similar cloth that would be used to clean a pair of glasses. Please avoid touching the lens.

Q. My camera cannot connect to my Wi-Fi. What do I do?

A. The camera is only available to 2.4G Wi-Fi, not 5G Wi-Fi. Please check and see your Wi-Fi frequency band of the router. If you still experience problems, try the Ethernet connection.