

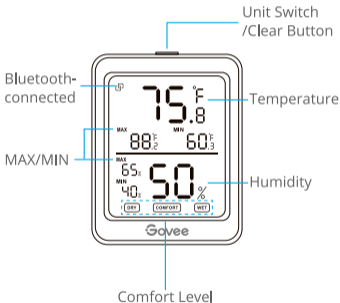


User Manual

Model:H5075

Smart Thermo-Hygrometer

At a Glance



Smart Thermo-Hygrometer

Unit Switch/Clear Button

Tap to switch temp unit to °C/°F on LCD screen.
Press and hold for 3 seconds to clear MAX and MIN records for temp and humidity.

Bluetooth-connected

Display: Bluetooth is connected.
Not shown: Bluetooth isn't connected.

MAX/MIN

Maximum/Minimum temp and humidity readings in the past.

Comfort Level

DRY:	Humidity < 30%.
COMFORT:	$20^{\circ}\text{C} \leq \text{temp} \leq 26^{\circ}\text{C}$.
	$30\% \leq \text{Humidity} \leq 60\%$
WET:	Humidity > 60%
Elsewise:	No icon.

What You Get

SKU	H5075001	B5075001
	H5075081	B5075081
Smart Thermo-Hygrometer	1	2
AAA Battery	2	4
User Manual	1	1
Service Card	1	1

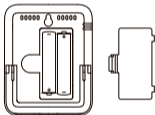
Specifications

Accuracy	Temp: $\pm 0.3^{\circ}\text{C}$ / $\pm 0.54^{\circ}\text{F}$, Humidity: $\pm 3\%$
Operating Temp	0°C - 50°C (32°F - 122°F)

Operating Humidity	0% - 99%
Bluetooth-enabled Distance	50m/164ft (No obstacles)

Preparation Before Using

Place in the battery
(Make sure the
electrode direction
is correct).



Downloading the Govee Home App

Download the Govee Home app from the App Store (iOS devices) or Google Play (Android devices).



Connecting to Bluetooth

- 1 Turn on Bluetooth in your phone and get close to the Thermo-Hygrometer; (**Notice:** Android device users should turn on Location and iOS users should tap "Setting - Govee Home - Location - Always" in your phone.)
- 2 Open Govee Home, tap "+" icon at the top right corner and select "H5075".
- 3 Follow instructions in app to complete connecting.

- 4 It shows Bluetooth-connected icon on LCD screen once connection completed.



- 5 Please check the above steps and try again if connection failed.

Using Your Device with Govee Home App

Export data

Send historical data to your mailbox in CSV format.

Alert me

Push alert notifications once temp/humidity goes out of preset range.

Calibration

Calibration range for the temperature is $\pm 3^{\circ}\text{C}/\pm 5.4^{\circ}\text{F}$ while for the humidity is $\pm 20.0\%$.

Troubleshooting

- 1 Cannot connect to Bluetooth.
 - a. Make sure Bluetooth in your phone has been turned on.
 - b. Connect to the thermo-hygrometer in the Govee Home app instead of Bluetooth list in your phone.
 - c. Keep the distance between your phone and the device less than 50m/164ft.
 - d. Keep your phone as close to the device as possible.
 - e. Make sure that Android device users turn on Location and iOS users select "Setting - Govee Home - Location - Always" in the phone.
- 2 Data in the app is not updated.
 - a. Make sure the device has connected to the Govee Home app.

b. Make sure that Android device users turn on Location and iOS users select "Setting - Govee Home - Location - Always" in the phone.

3 Cannot export data in the app.

Please sign up and log in your account before exporting data.

Warning

- 1 The device should work in an environment with a temperature ranging from 0°C to 50°C and humidity from 0% to 99%.
- 2 Please take out batteries if you don't use the device for an extended period of time.
- 3 Prevent dropping the device from the high place.
- 4 Do not disassemble the device violently.
- 5 Do not immerse the device in the water.


Customer Service

 Warranty: 12-Month Limited Warranty

 Support: Lifetime Technical Support

 Email: support@govee.com

 Official Website: www.govee.com

 @Govee  @Govee

 @Govee  @Goveeofficial

Govee is a trademark of Shenzhen Intellirocks Tech Co.Ltd.

Copyright ©2019 Shenzhen Intellirocks Tech Co.Ltd. All Rights Reserved.

CAUTION:

RISK OF EXPLOSION IF BATTERY IS REPLACED BY AN INCORRECT TYPE. DISPOSE OF USED BATTERIES ACCORDING TO THE INSTRUCTIONS.



Govee Home App

For FAQs and more information,
please visit: www.govee.com