



## amazon Smart Air Quality Monitor User Guide

[Home](#) » [Amazon](#) » amazon Smart Air Quality Monitor User Guide

### Contents [ [hide](#) ]

- [1 amazon Smart Air Quality Monitor User Guide](#)
- [2 ACTIVATE YOUR DEVICE](#)
- [3 MEET YOUR SMART AIR QUALITY MONITOR](#)
- [4 UNDERSTAND YOUR DEVICE](#)
- [5 INTERACT WITH ALEXA](#)
- [6 Documents / Resources](#)
- [7 Related Posts](#)

**amazon Smart Air Quality Monitor User Guide**



## ACTIVATE YOUR DEVICE



### **1. PLACE YOUR SMART AIR QUALITY MONITOR**

Place the device in an area with good airflow and don't obstruct the air intake vent.



### **2. PLUG IN THE DEVICE**

Plug your Smart Air Quality Monitor into an outlet using the included power adapter for best performance. A blue light will blink on the device.




### **3. GET THE LATEST AMAZON ALEXA APP**

Download and install the latest version of the Alexa app from the app store on your phone or tablet.

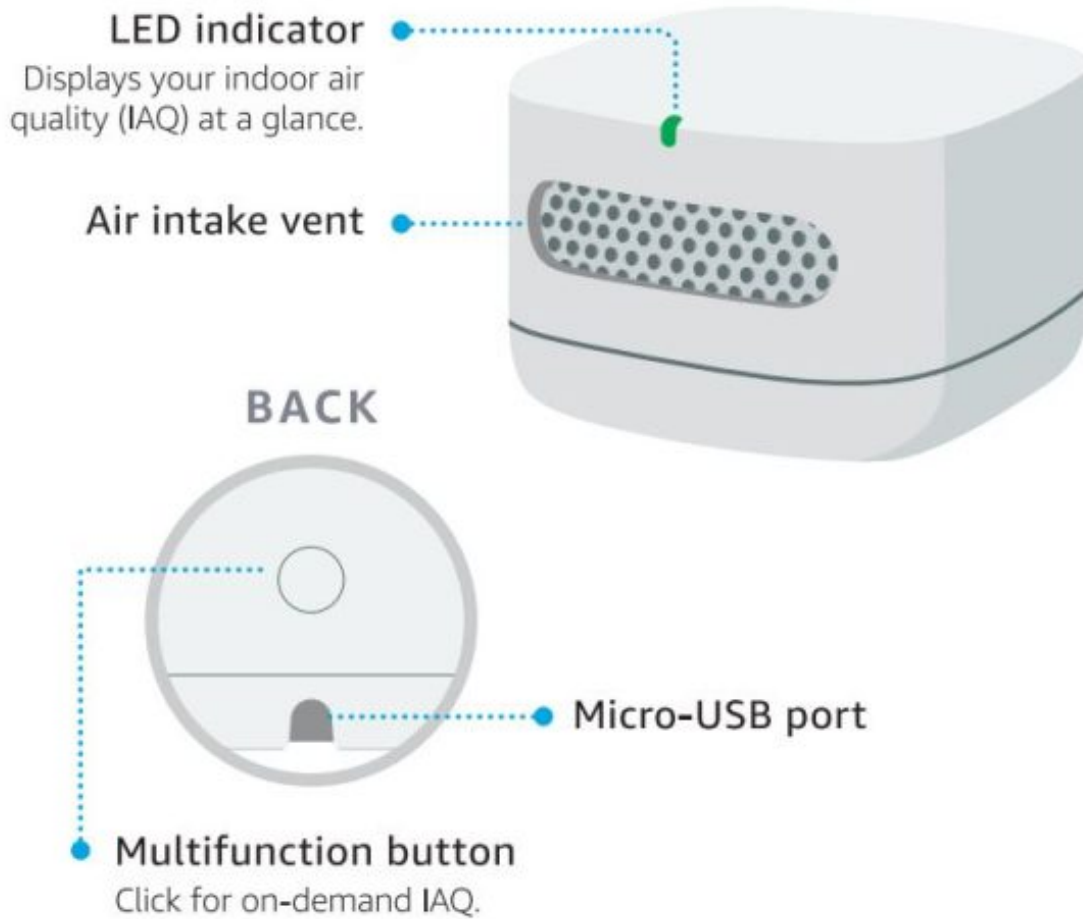


### **4. FOLLOW SETUP IN APP**

Open the Alexa app and log in with your existing Amazon account username and password or create a new account.

- Tap the More  icon, select Add a Device, and search for Air Quality Monitor.
- If prompted by the app, scan the barcode on the back page or on the bottom of the device.

**MEET YOUR SMART AIR QUALITY MONITOR**








Button Press	Time	Function
Press & hold	5-12 sec.	Manual setup mode
Quick press	< 1/2 sec.	Show IAQ color
Long hold	12 sec.	Factory reset
Press & release quickly	5x in 2 sec.	Power off mode

**Also included:** Micro-USB cable, power adapter

## UNDERSTAND YOUR DEVICE

## LED INDICATOR COLORS

The LED indicator displays IAQ at a glance.

Setup		Blue: Setup mode
		Purple: Connectivity issue
<hr/>		
Air Quality		Green: Good air quality
		Yellow: Moderate air quality
		Red: Poor air quality



### FOR HELP AND TROUBLESHOOTING

Go to Help & Feedback in the Alexa app or visit [amazon.com/devicesupport](https://amazon.com/devicesupport)

### INTERACT WITH ALEXA


Using an Alexa-enabled device or the Alexa app on your phone, you can access real-time information from your Smart Air Quality Monitor.

Try asking your Alexa-enabled device, "Alexa, what is the indoor air quality?"

You can also stop responses at any time by saying, "Alexa, stop."


### DO MORE WITH THE ALEXA APP

- Get easy-to-understand air quality scores
- See air quality trends
- Discover ways to interact with Alexa
- Configure rooms
- Set up notifications and preferences



**Read More About This Manual & Download PDF:**

## **Documents / Resources**

	<p><a href="#">amazon Smart Air Quality Monitor</a> [pdf] User Guide Smart Air, Quality Monitor, Smart Air Quality Monitor, Monitor</p>
--	---