



amazon Echo Show 8 User Manual

[Home](#) » [Amazon](#) » amazon Echo Show 8 User Manual

Contents [[hide](#)]

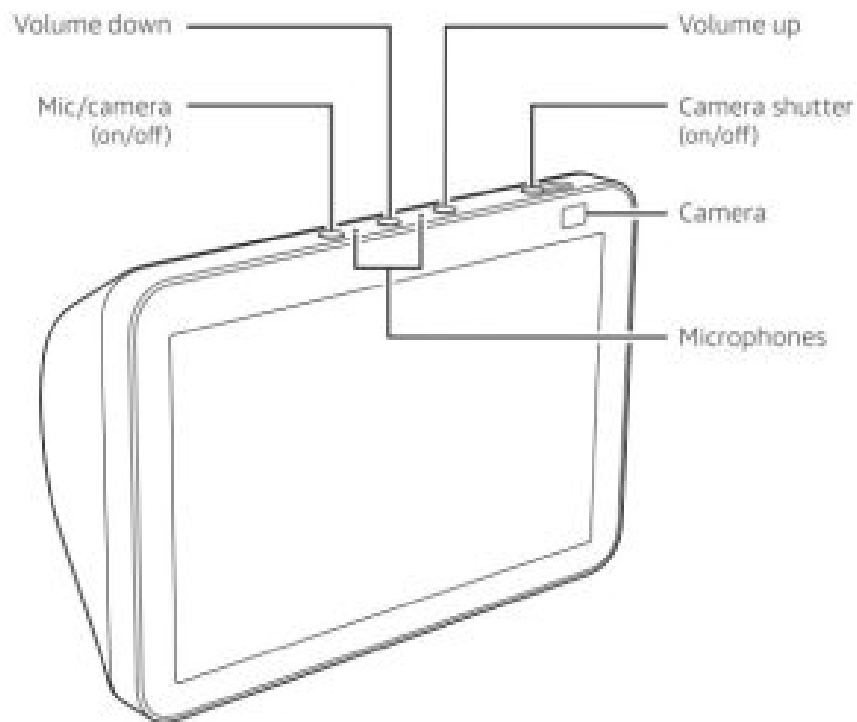
- 1 [amazon Echo Show 8](#)
- 2 [Getting to know your Echo Show 8](#)
- 3 [Alexa is designed to protect your privacy](#)
- 4 [1. Plug in your Echo Show 8](#)
- 5 [2. Set up your Echo Show 8](#)
- 6 [Download the Amazon Alexa app](#)
- 7 [Things to try with your Echo Show 8](#)
- 8 [FAQS](#)
- 9 [Video](#)
- 10 [Documents / Resources](#)
- 11 [Related Posts](#)



amazon Echo Show 8



Getting to know your Echo Show 8



Also included: Power adapter

Alexa is designed to protect your privacy



Wake word and indicators

Alexa doesn't begin listening until your Echo device detects the wake word (for example, "ALEXA"). A blue light lets you know when audio is being sent to Amazon's secure cloud.



Microphone and camera controls

You can electronically disconnect the mics and camera with one press of a button. Slide the built-in shutter to

cover the camera.

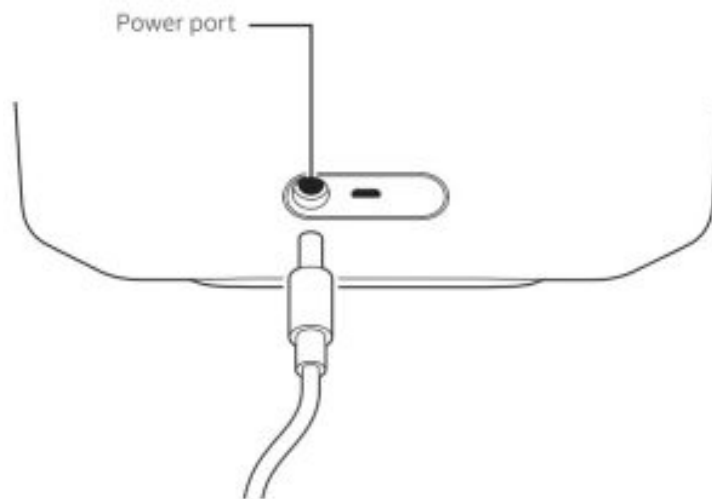
Voice History

Want to know exactly what Alexa heard? You can view and delete your voice recordings in the Alexa app at any time.

These are just a few of the ways that you have transparency and control over your Alexa experience. Explore more at amazon.com/alexaprivacy or amazon.ca/alexaprivacy.

1. Plug in your Echo Show 8

Plug your Echo Show 8 into an outlet using the Included power adapter. In about a minute, the display will turn on and Alexa will greet you.



2. Set up your Echo Show 8

Follow the on-screen Instructions to set up your Echo Show B. Before setting up your device, have your wifi network name and password ready. During setup, you will connect to the internet so you can have access to Amazon services. Log in with an existing Amazon account username and password, or create a new account.



For help and troubleshooting, go to Help & Feedback In the Alexa app or visit: www.amazon.com/devicesupport.

Download the Amazon Alexa app

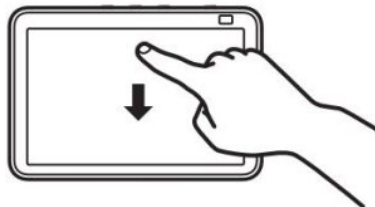


Installing the app on your phone or tablet helps you get more out of your Echo Show 8. It's where you set up calling and messaging, and manage music, lists, settings, and news.

Explore your Echo Show 8

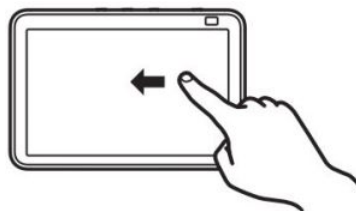
To power your Echo Show 8 on and off, press and hold the mic/camera button.

To change your settings



Swipe down from the top of the screen or say, "Alexa, show Settings."

To access your shortcuts



Swipe left from the right side of the screen.

Give us your feedback

Alexa is always getting smarter and adding new skills. To send us feedback about your experiences with Alexa, use the Alexa app, visit amazon.com/devicesupport, or simply say, "Alexa, I have feedback."

Things to try with your Echo Show 8

Watch TV shows, listen to music, see photos

- Alexa, show me TV shows.*
- Alexa, show me my photos.
- Alexa, play today's hits on Amazon Music.
- Alexa, play the news.

Stay organized and manage your home

- Alexa, add bananas to my shopping list.
- Alexa, set a homework timer for 1 hour.
- Alexa, show me my calendar.
- Alexa, show me chocolate chip cookie recipes.

Voice control your smart home

- Alexa, show me the front door.
- Alexa, dim the lights.

Stay connected

- Alexa, call Mom.
- Alexa, announce "dinner is ready."

Some features may require customization in the Alexa app, a separate subscription, or an additional compatible smart home device.

You can find more examples and tips in the Alexa app.

Read More About This Manual & Download PDF:

FAQS

Can I move it wherever I want?

requires a WiFi connection to access the net. If you go outside the range of your home WiFi it won't work, even with the battery base attached.

Does the ring stick up cam work with the show?

Yes it does.

Can this show 8 be used without cables or any sockets?

No, it comes with a power cable, so it needs to remain plugged in for it to work.

Can you watch youtube tv on an echo device?

Yes, using Silk and navigating to the YouTube TV Web GUI.

Can you leave it on all the time or do you have to turn it on?

You cannot turn it off. It is always on displaying messages from Amazon. The screen dims if the room is dark.

Can I communicate with someone in the house using the Show and using my phone when I'm out of the house?

yes you can as long as you link them together. Just ask Alexa and she will guide you all the way.

Can additional streaming apps be added, or is it limited to what is preloaded? for instance, frndlytv or youtube tv ?

Yes. You can do this.

Can you leave the battery base plugged in so that it charges while Echo show is attached, and then just unplug base from wall when you want portable?

Yes you can.

Can I charge it and bring the Echo Show 8 with me?

no, Echo Show 8 needs to be always connected to energy.

Can you use this even if you have a regular Alexa set up int the same house? Will they interfere with each other?

I changed wake word via app. TV fire cube Is Alexa and dot is Echo. You can use any word you want to get device to listen to you.

Does this work with arlo cameras

Works with any camera that is Alexa compatible. Check Arlo site.

Can the Echo Show set to only recognize my Voice alone?

It does, but if someone in the house says the name you gave it, it'll respond to it.

Can you connect this to an echo studio (or other model/brand) to improve the music quality? Or does that interfere?

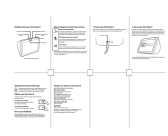
No

Can i watch cnn on this?

Yes, just ask Alexa to play CNN. It plays just about any and everything you want.



<https://manuals.plus/wp-content/uploads/2021/09/amazon-Echo-Show-8-User-Manual-2.mp4>
Documents / Resources

	<p>amazon Echo Show 8 [pdf] User Manual Echo Show 8, amazon</p>
---	---